

T2280+



Tally

The T2265+ and T2280+ are undoubtedly at the pinnacle of serial impact printing, representing the peak of performance in their respective speed segments. They are not just sprinters'; reliable, heavy workload output is guaranteed for the many years following their purchase. The print is crisp, sharp, dark and absolutely legible, thanks to the 24 pin print head.

Fully automatic operation instills operator confidence and virtually eliminates errors caused by poor user intervention. Front feed provides all the benefits of easy forms installation, coupled with reliable paper transport.

Highlights at a glance:

- Print speeds up to 1000 cps
- Full range of automatic features minimising operator intervention
- Ideal for 'On-Demand' and 'Batch' applications with zero tear for no wasted forms
- Straight through paper path for easy forms loading
- Parallel and Ethernet (10/100BaseT) standard.
- Optional Serial RS232, IBM AS400/iSeries Mainframe Ethernet IPDS
- Straight through paper path for easy forms loading

The products are well matched to Microsoft Windows applications, and entirely suited to other host operating environments, including legacy systems. The T2265+ and T2280+ printers are the first high speed matrix printers to incorporate Ethernet on-board.

Intelligent Mail Barcode - be sure your printer has this important feature

The US Postal Service new bar code standard will require this capability to take advantage of the best rates available.

Sample Intelligent Mail Barcode






Available Configuration:

- **T2280+** Standard Product
- **T2280+ 2T** with additional rear tractor

T2280+

Print Speed	1.000 cps (Fastest Draft); 800 cps (Draft), 222 cps (NLQ) at 10 cpi
Resolution	up to 360 x 360 dpi
Throughput (ECMA 132)	680 pages per hour
Character Density	5, 6, 7.5, 8.6, 10, 12, 15, 17.1, 20 cpi
Line Density	2, 3, 4, 6, 8, 12 lpi
Printhead Life	500 million strokes per wire
Memory	128 kB
Standard Connectivity	Parallel (Bi-directional) and Ethernet 10/100 BaseT
Optional Connectivity	RS-232 Serial, Ethernet with SCS or IPDS, Coax/Twinax with SCS or IPDS
Standard Emulations	IBM ProPrinter XL24, Epson LQ (ESC P/2), MTPL + Barcode + LCP, Genicom ANSI
Optional Emulations	ECAM 9014, MT460D, MT50, IGP/PGL, Code V, MT660, Printronix P6000, HP2564C
Fonts	HS Draft, Draft, Courier, Roman, Sans Serif, Prestige, Script, OCR-A/B, 23 Barcodes and scaleable LCP
Consumables	Ribbon: 20 million characters
Standard Paper Handling	Push tractor for continuous paper with straight paper path, 2nd rear push tractor (T2280-2T model) tear off and park position
Optional Paper Handling	Additional push tractor (front), Automatic cutting device
Number of Copies	Push tractor front: 1 original + 5 copies Push tractor rear: 1 original + 3 copies
Paper Type	Continuous forms, multi-part forms
Paper Weight	60-120 g/m ²
Paper Size	Width: 3" to 16.5"; Length: 3" to 22"
Physical Weight	45 lbs
Physical Size	24.5" x 17" x 11" mm (W x D x H)
Acoustic	57 dB(A)
Power Voltage	120 V or 230 V (selectable)
Power Consumption	75 Watt Printing
Temperature	+10° to +35° C; 20% to 80% humidity (not condensing)
Workload	50.000 pages per month
MTBF	10.000 hours
Drivers	Windows 2000/XP/Vista/7/10 and Server 2003/2008; SAP
Warranty	90 days on-site warranty
Note	For OCR applications it is recommended that your readers are tested. Paper is a highly variable medium and should be tested prior to purchase.

DASCOM Americas Corporation
 34 Lakeview Ct.
 Verona, Virginia
 USA 24482
 Tel: 877 434 1377
 www.dascomamericas.com

SERIAL MATRIX PRINTERS 
 MOBILE PRINTERS 
 FLATBED PRINTERS 
 THERMAL PRINTERS 